



# COVID-19 VACCINATION IN MANITOBA

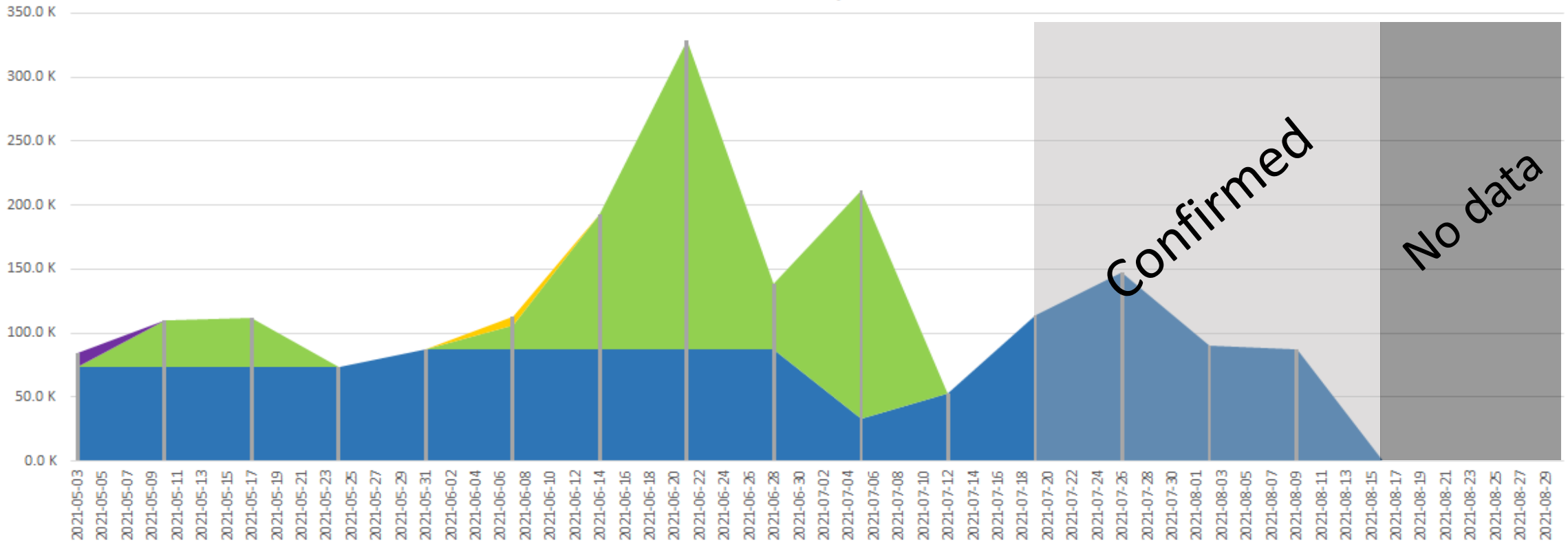
## TECHNICAL BRIEFING

July 21, 2021

# COVID-19 DOSE DELIVERY SCHEDULE



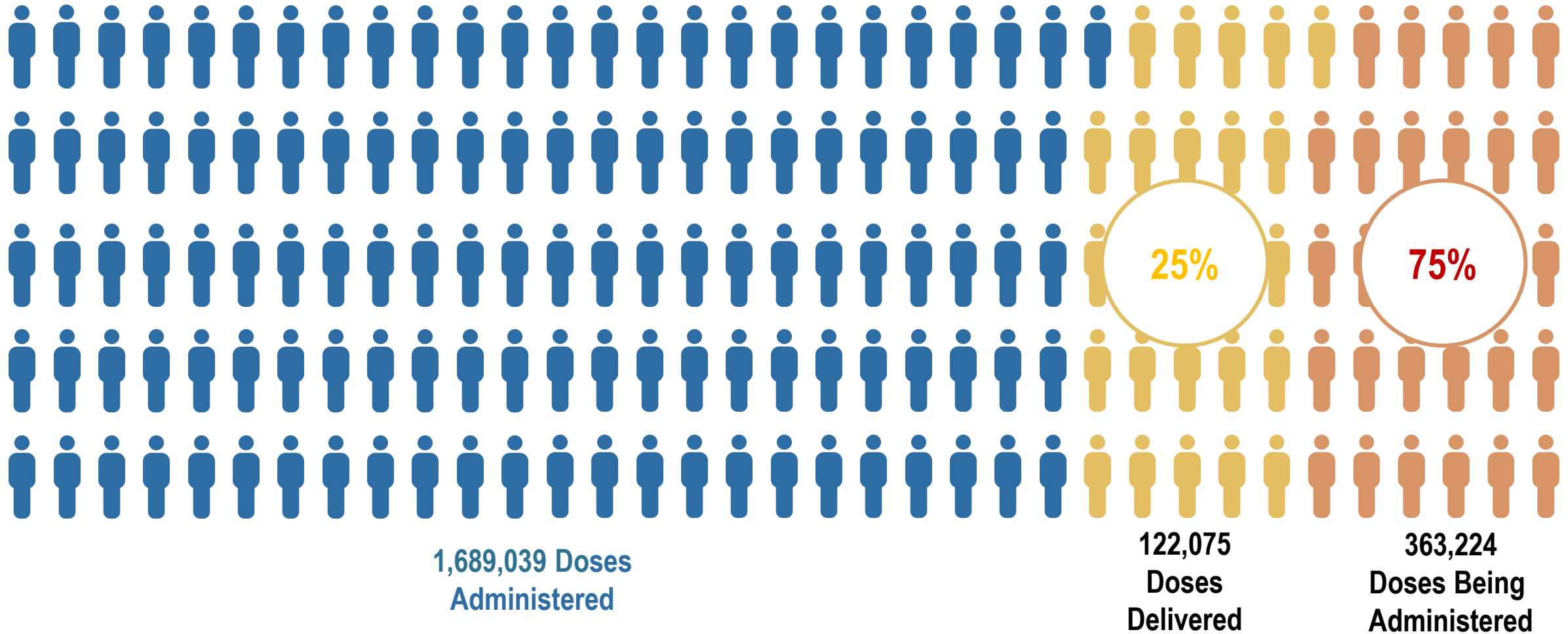
## Vaccine Deliveries Expected




	2021-05-03	2021-05-10	2021-05-17	2021-05-24	2021-05-31	2021-06-07	2021-06-14	2021-06-21	2021-06-28	2021-07-05	2021-07-12	2021-07-19	2021-07-26	2021-08-02	2021-08-09	2021-08-16	2021-08-23	2021-08-30
Janssen	10.9 K	0.0 K	0.0 K	0.0 K	0.0 K	0.0 K	0.0 K	0.0 K	0.0 K	0.0 K	0.0 K	0.0 K	0.0 K	0.0 K	0.0 K	0.0 K	0.0 K	0.0 K
AstraZeneca/COVISHIELD	0.0 K	0.0 K	0.0 K	0.0 K	0.0 K	7.5 K	0.0 K	0.0 K	0.0 K	0.0 K	0.0 K	0.0 K	0.0 K	0.0 K	0.0 K	0.0 K	0.0 K	0.0 K
Moderna Doses	0.0 K	36.3 K	38.2 K	0.0 K	0.0 K	18.1 K	105.3 K	240.5 K	51.2 K	178.8 K	0.0 K	0.0 K	0.0 K	0.0 K	0.0 K	0.0 K	0.0 K	0.0 K
Pfizer Doses	73.7 K	73.7 K	73.7 K	73.7 K	87.8 K	87.8 K	87.8 K	87.8 K	87.8 K	32.8 K	52.7 K	113.5 K	147.4 K	90.0 K	87.8 K	0.0 K	0.0 K	0.0 K
<b>Total</b>	<b>84.6 K</b>	<b>110.0 K</b>	<b>111.9 K</b>	<b>73.7 K</b>	<b>87.8 K</b>	<b>113.4 K</b>	<b>193.0 K</b>	<b>328.3 K</b>	<b>139.0 K</b>	<b>211.5 K</b>	<b>52.7 K</b>	<b>113.5 K</b>	<b>147.4 K</b>	<b>90.0 K</b>	<b>87.8 K</b>	<b>0.0 K</b>	<b>0.0 K</b>	<b>0.0 K</b>

As of July 20, 2021.

# DOSE INVENTORIES



3 Data as of July 21

To First Nation partners,  medical clinics and pharmacies

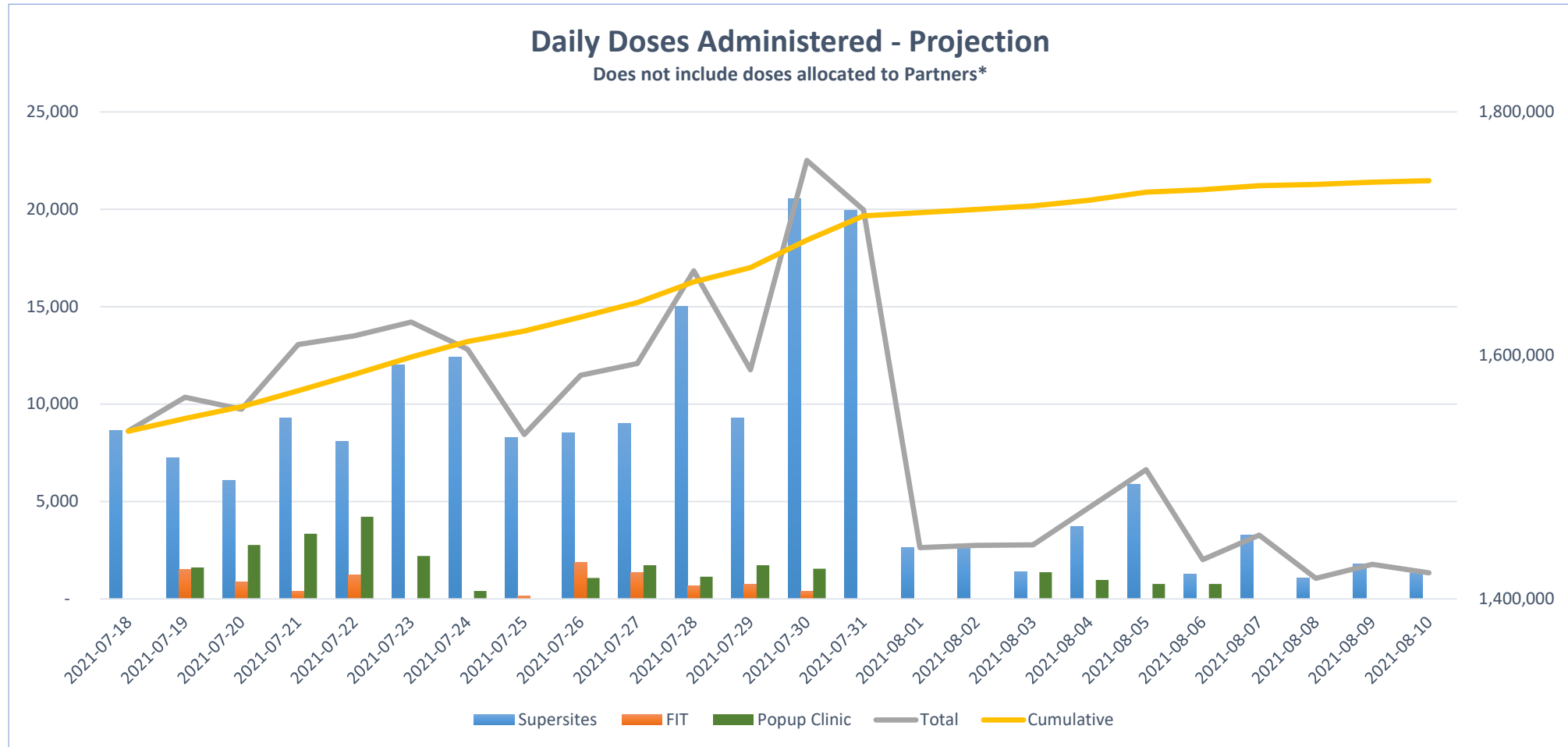


# WEEKLY DOSE ADMINISTRATION PROJECTION



	Last Week Jul 12 – Jul 18	This Week Jul 19 – Jul 25	Next Week Jul 26 – Aug 01
Supersites	87,067	63,422+	85,023+
Focused Immunization Teams	5,486	4,162	5,026+
Pop-Up & Urban Indigenous Clinics	11,558	14,542	7,218+
Distributed Channel	30,002	17,012+	32,414+
<b>Total</b>	<b>134,113</b>	<b>99,138+</b>	<b>129,681+</b>

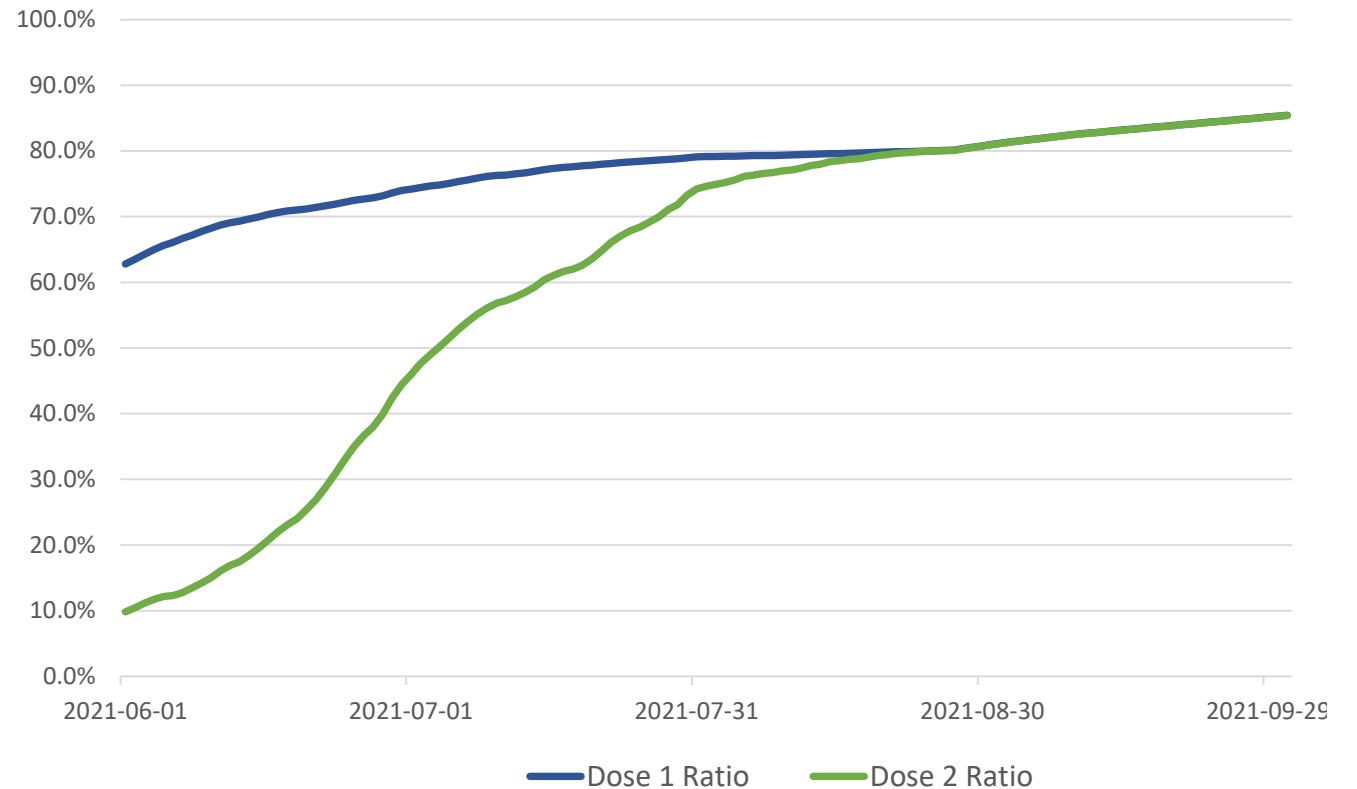
# DOSE ADMINISTRATION PROJECTION



# Three Holiday Milestones



<b>Holiday Milestones</b>	<b>Dose 1 Target</b>	<b>Dose 2 Target</b>	<b>Status</b>
<b>Canada Day</b>	<b>70%</b>	<b>25%</b>	<b>Completed</b>
<b>Terry Fox Day</b>	<b>75%</b>	<b>50%</b>	<b>Completed</b>
<b>Labour Day</b>	<b>80%</b>	<b>75%</b>	<b>On track (Subject to demand changes)</b>



*Projected as of July 20 | Subject to Demand Changes*



## CURRENT WORKFORCE



**4,257**  
STAFF

2,859	Immunizers
51	Clinic Managers
70	Clinical Leads
1,232	Navigators
45	Observers

As of July 20, 2021

