



# COVID-19 VACCINATION IN MANITOBA

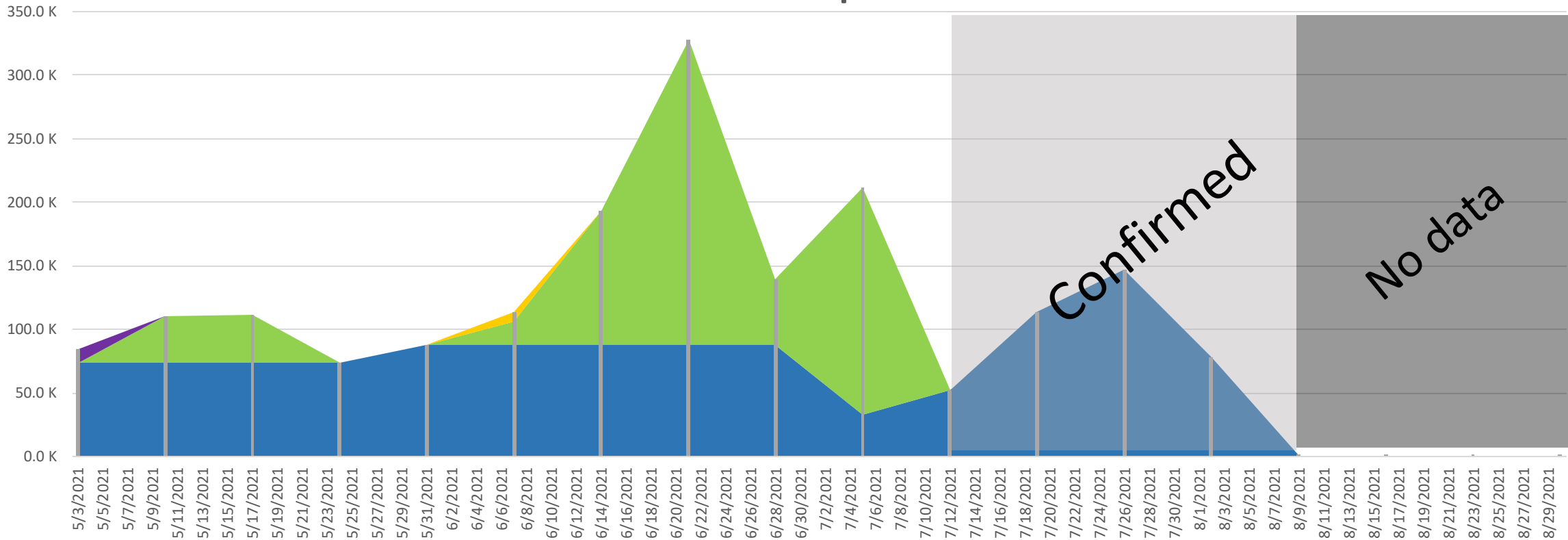
## TECHNICAL BRIEFING

July 14, 2021

# COVID-19 DOSE DELIVERY SCHEDULE



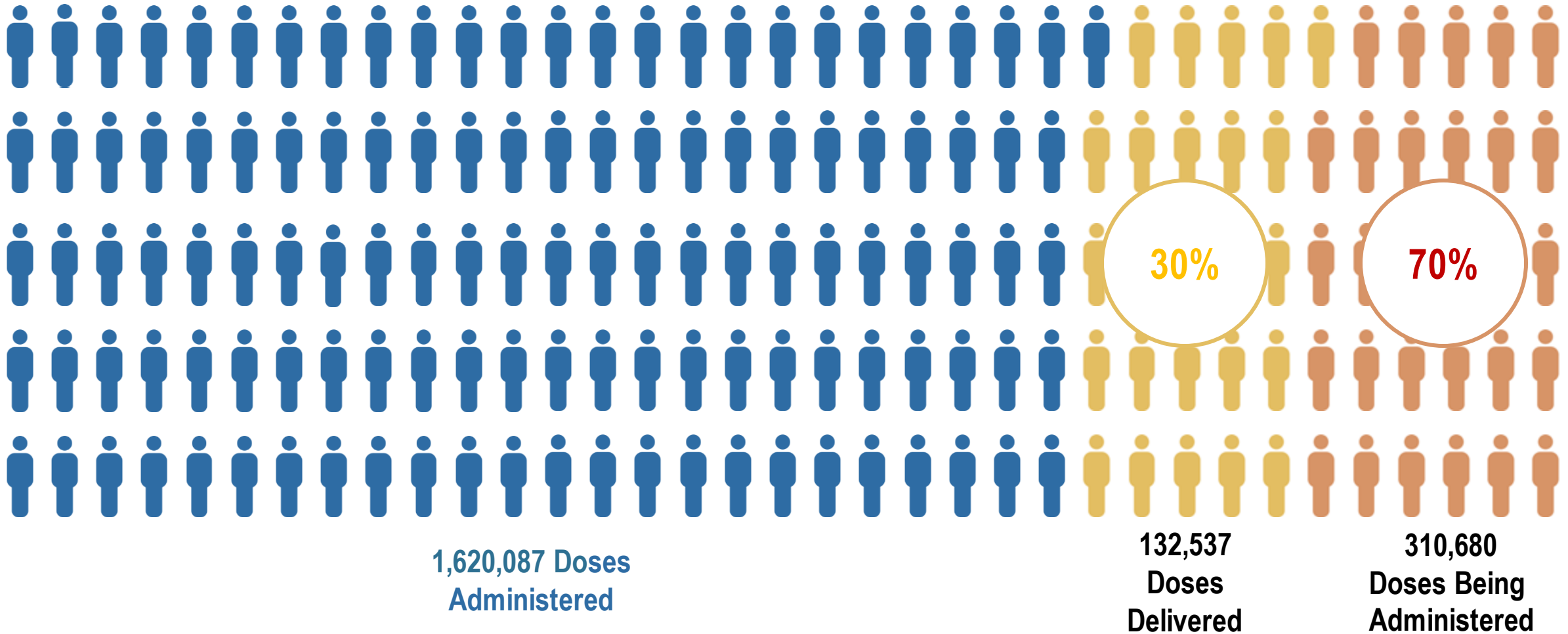
## Vaccine Deliveries Expected



	5/3/2021	5/10/2021	5/17/2021	5/24/2021	5/31/2021	6/7/2021	6/14/2021	6/21/2021	6/28/2021	7/5/2021	7/12/2021	7/19/2021	7/26/2021	8/2/2021	8/9/2021	8/16/2021	8/23/2021	8/30/2021
Janssen	10.9 K	0.0 K	0.0 K	0.0 K	0.0 K	0.0 K	0.0 K	0.0 K	0.0 K	0.0 K	0.0 K	0.0 K	0.0 K	0.0 K	0.0 K	0.0 K	0.0 K	0.0 K
AstraZeneca/COVISHIELD	0.0 K	0.0 K	0.0 K	0.0 K	0.0 K	7.5 K	0.0 K	0.0 K	0.0 K	0.0 K	0.0 K	0.0 K	0.0 K	0.0 K	0.0 K	0.0 K	0.0 K	0.0 K
Moderna Doses	0.0 K	36.3 K	38.2 K	0.0 K	0.0 K	18.1 K	105.3 K	240.5 K	51.2 K	178.8 K	0.0 K	0.0 K	0.0 K	0.0 K	0.0 K	0.0 K	0.0 K	0.0 K
Pfizer Doses	73.7 K	73.7 K	73.7 K	73.7 K	87.8 K	87.8 K	87.8 K	87.8 K	87.8 K	32.8 K	52.7 K	113.5 K	147.4 K	78.4 K	0.0 K	0.0 K	0.0 K	0.0 K
Total	84.6 K	110.0 K	111.9 K	73.7 K	87.8 K	113.4 K	193.0 K	328.3 K	139.0 K	211.5 K	52.7 K	113.5 K	147.4 K	78.4 K	0.0 K	0.0 K	0.0 K	0.0 K

As of July 13, 2021.

# DOSE INVENTORIES



3 Data as of July 14

To First Nation partners,  
medical clinics and pharmacies

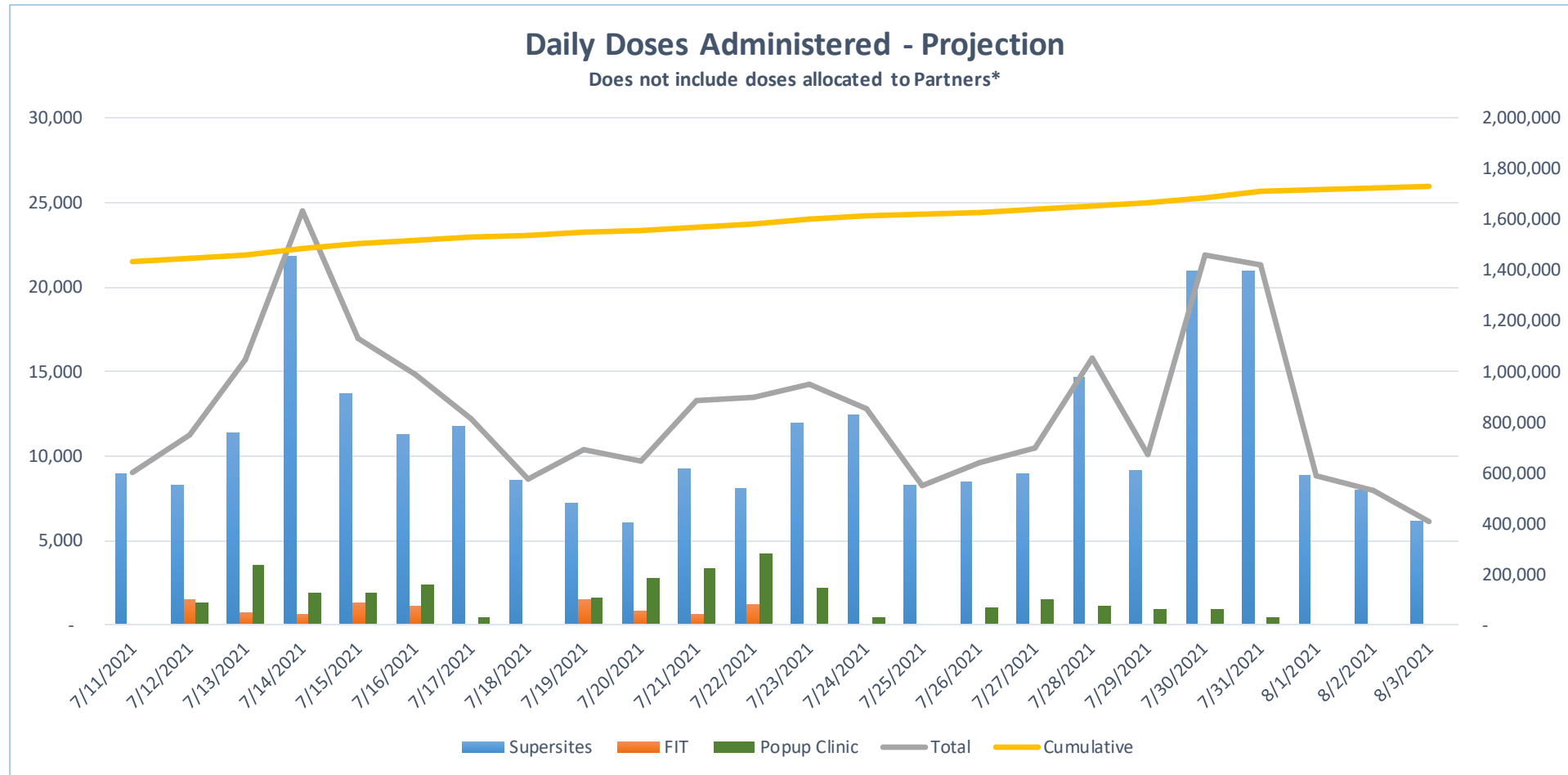


# WEEKLY DOSE ADMINISTRATION PROJECTION



	Last Week Jul 05 – Jul 11	This Week Jul 12 – Jul 18	Next Week Jul 19 – Jul 25
Supersites	99,745	87,067	63,417+
Focused Immunization Teams	8,162	5,486	4,200+
Pop-Up & Urban Indigenous Clinics	15,250	11,558	14,542+
Distributed Channel	22,010	30,002	17,012+
<b>Total</b>	<b>145,167</b>	<b>134,113</b>	<b>99,171+</b>

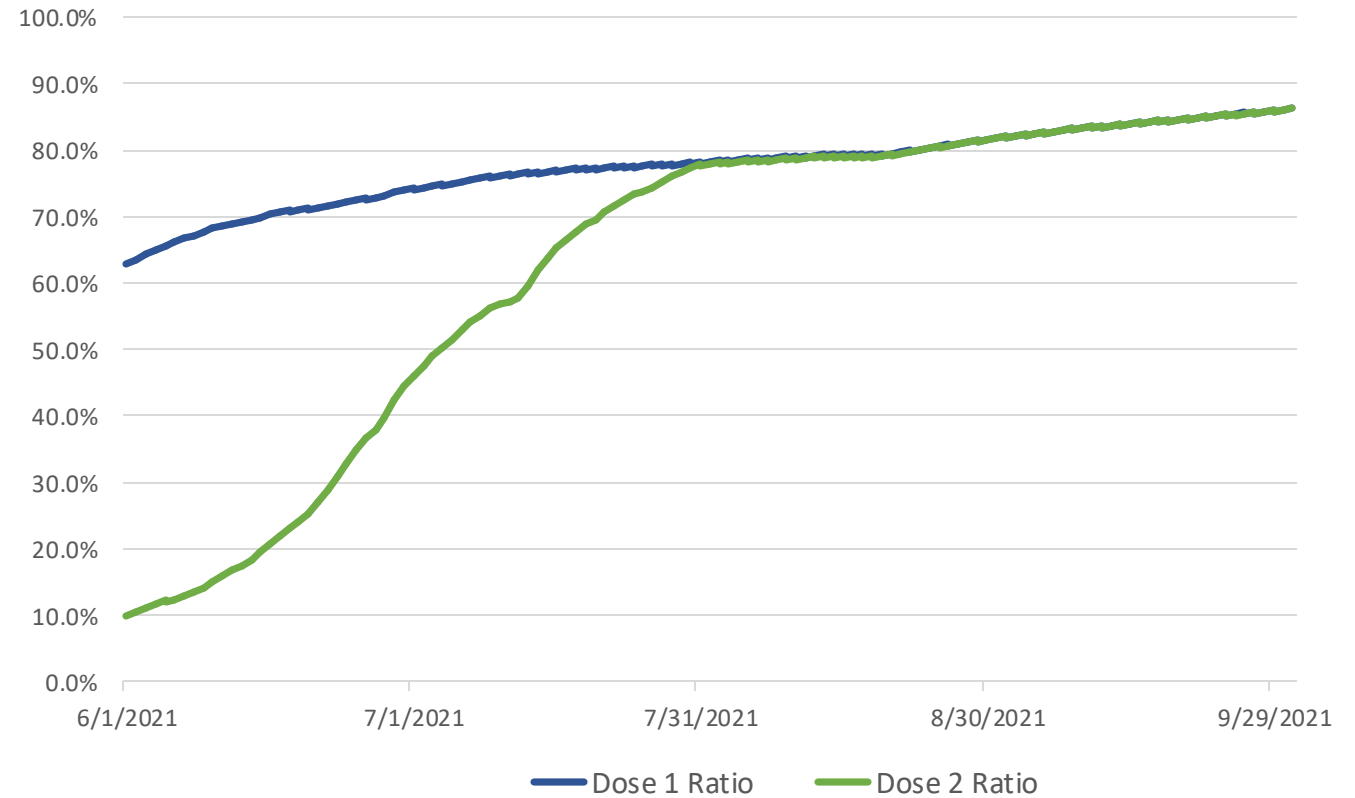
# DOSE ADMINISTRATION PROJECTION



# Three Holiday Milestones



<i>Holiday Milestones</i>	<i>Dose 1 Target</i>	<i>Dose 2 Target</i>	<i>Status</i>
Canada Day	70%	25%	Completed
Terry Fox Day	75%	50%	Completed
Labour Day	80%	75%	On track (Subject to demand changes)



Projected as of July 13



## CURRENT WORKFORCE



**4,358**  
STAFF

2,915	Immunizers
51	Clinic Managers
70	Clinical Leads
1,272	Navigators
50	Observers

As of July 13, 2021

