



COVID-19 VACCINATION IN MANITOBA

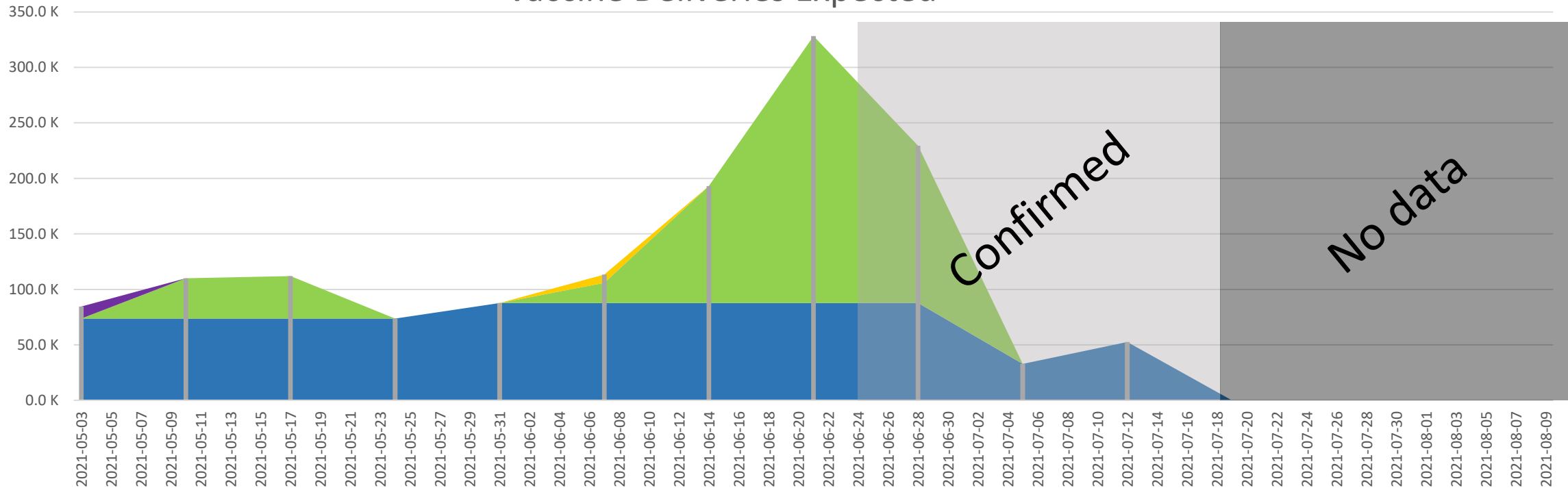
TECHNICAL BRIEFING

June 24, 2021

COVID-19 DOSE DELIVERY SCHEDULE



Vaccine Deliveries Expected



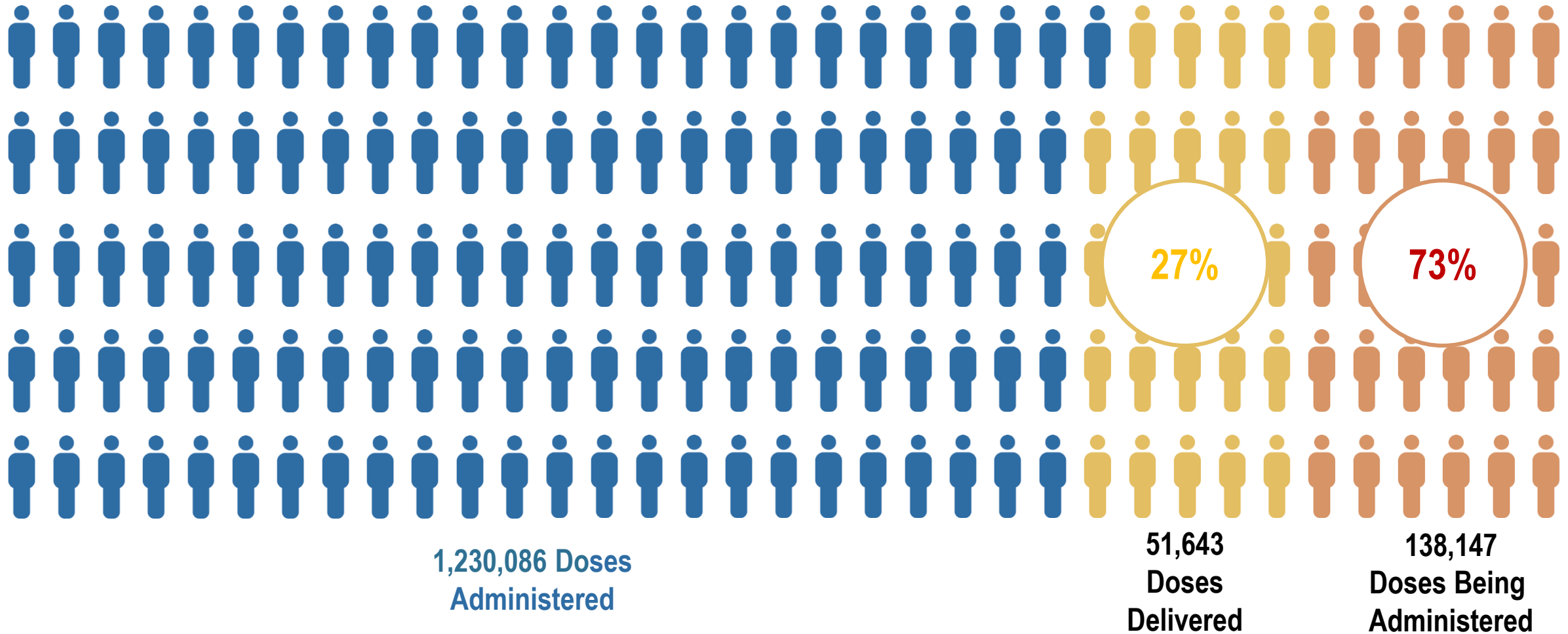
	2021-05-03	2021-05-10	2021-05-17	2021-05-24	2021-05-31	2021-06-07	2021-06-14	2021-06-21	2021-06-28	2021-07-05	2021-07-12	2021-07-19	2021-07-26	2021-08-02	2021-08-09
Janssen	10.9 K	0.0 K	0.0 K	0.0 K	0.0 K	0.0 K	0.0 K	0.0 K	0.0 K	0.0 K	0.0 K	0.0 K	0.0 K	0.0 K	0.0 K
AstraZeneca/COVISHIELD	0.0 K	0.0 K	0.0 K	0.0 K	0.0 K	7.5 K	0.0 K	0.0 K	0.0 K	0.0 K	0.0 K	0.0 K	0.0 K	0.0 K	0.0 K
Moderna Doses	0.0 K	36.3 K	38.2 K	0.0 K	0.0 K	18.1 K	105.3 K	240.5 K	141.7 K	0.0 K	0.0 K	0.0 K	0.0 K	0.0 K	0.0 K
Pfizer Doses	73.7 K	73.7 K	73.7 K	73.7 K	87.8 K	87.8 K	87.8 K	87.8 K	87.8 K	32.8 K	52.7 K	0.0 K	0.0 K	0.0 K	0.0 K
Total	84.6 K	110.0 K	111.9 K	73.7 K	87.8 K	113.4 K	193.0 K	328.3 K	229.4 K	32.8 K	52.7 K	0.0 K	0.0 K	0.0 K	0.0 K

As of June 23, 2021


Part C of Moderna shipment 36,400 doses for the week of June 21 is delayed, expected to be delivered during the week of June 28.

Pfizer supply for the first two week of July being reduced, and no confirmed Pfizer shipment past the week of July 12.

DOSE INVENTORIES



3 Data as of June 23

To First Nation partners,  medical clinics and pharmacies



DOSE INVENTORIES



All 138,147 doses are being administered in the next six days



**Administered by
June 24 – 24,883**

**Administered by
June 26 – 64,774**

**Administered by
June 27 – 83,773**

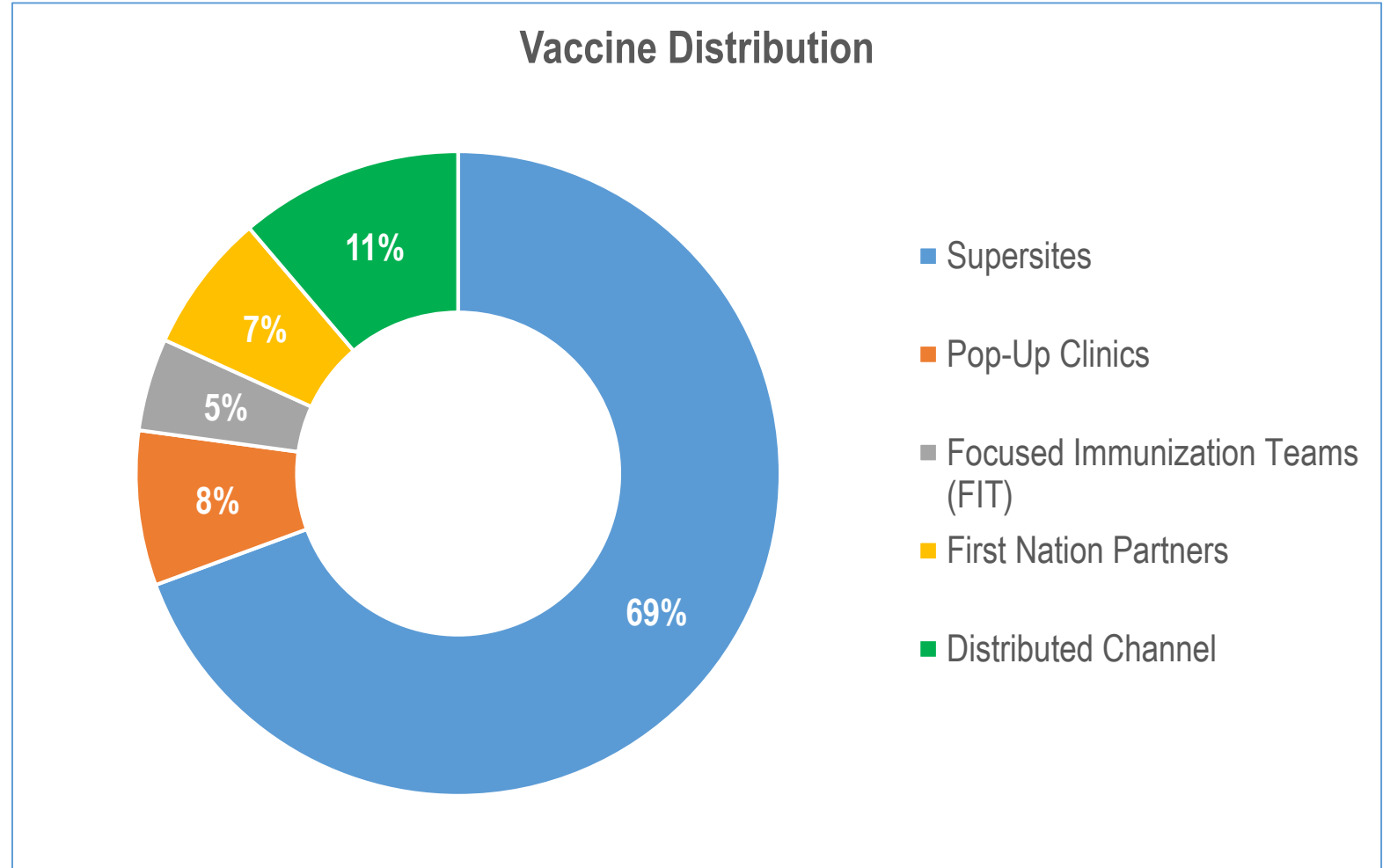
**Administered by
June 29 – 147,147***

* Additional shipments of vaccine this week will meet this demand

VACCINE DISTRIBUTION



Where Manitoba's Doses Have Gone



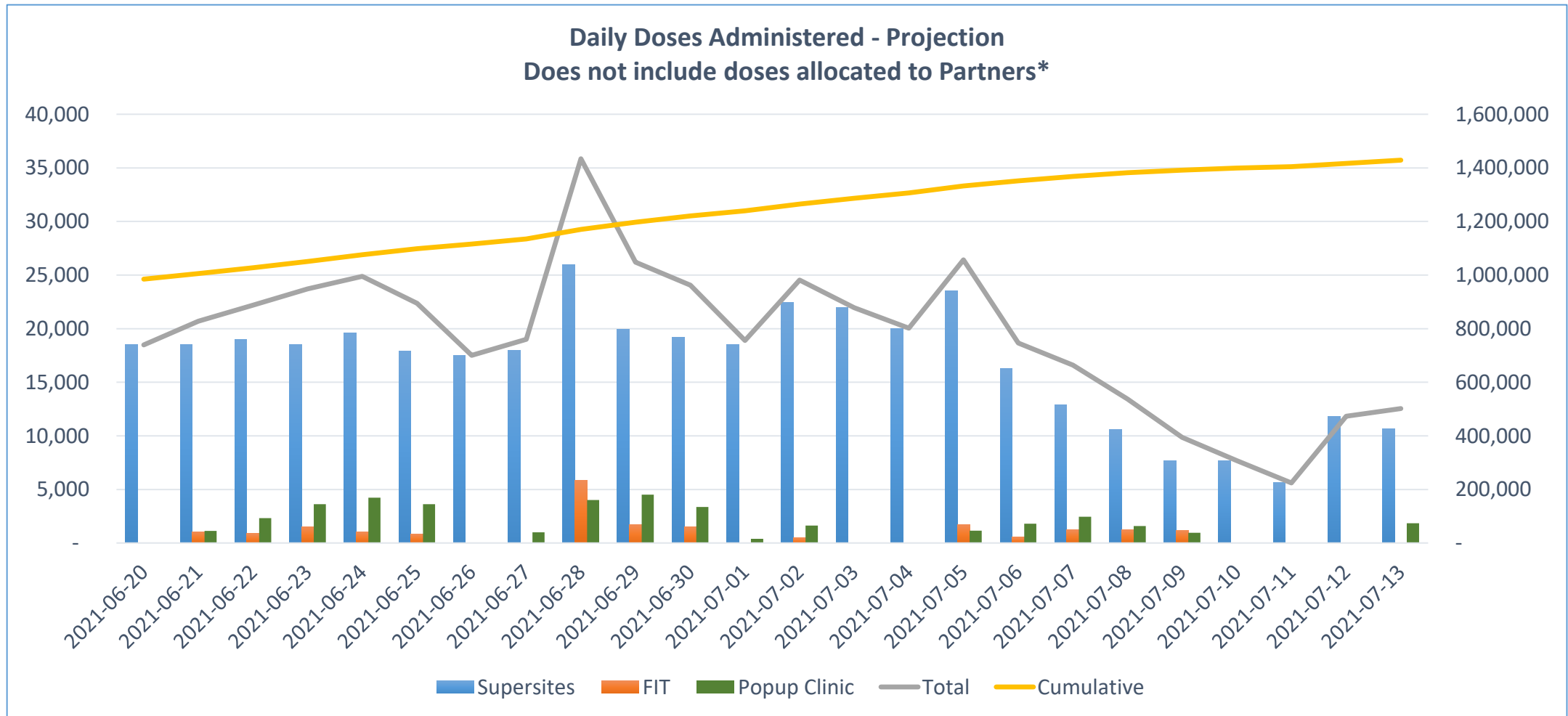
*Allocated data, not administered
As of Jun 23*

WEEKLY DOSE ADMINISTRATION PROJECTION



	Last Week Jun 14 – Jun 20	This Week Jun 21 – Jun 27	Next Week Jun 28 – Jul 04
Supersites	88,998	129,066	148,078
Focused Immunization Teams	2,050	5,398	9,550
Pop-Up & Urban Indigenous Clinics	8,980	15,920	13,942
Distributed Channel	6,000	30,414	45,688
Total	106,028	180,798	217,258

DOSE ADMINISTRATION PROJECTION



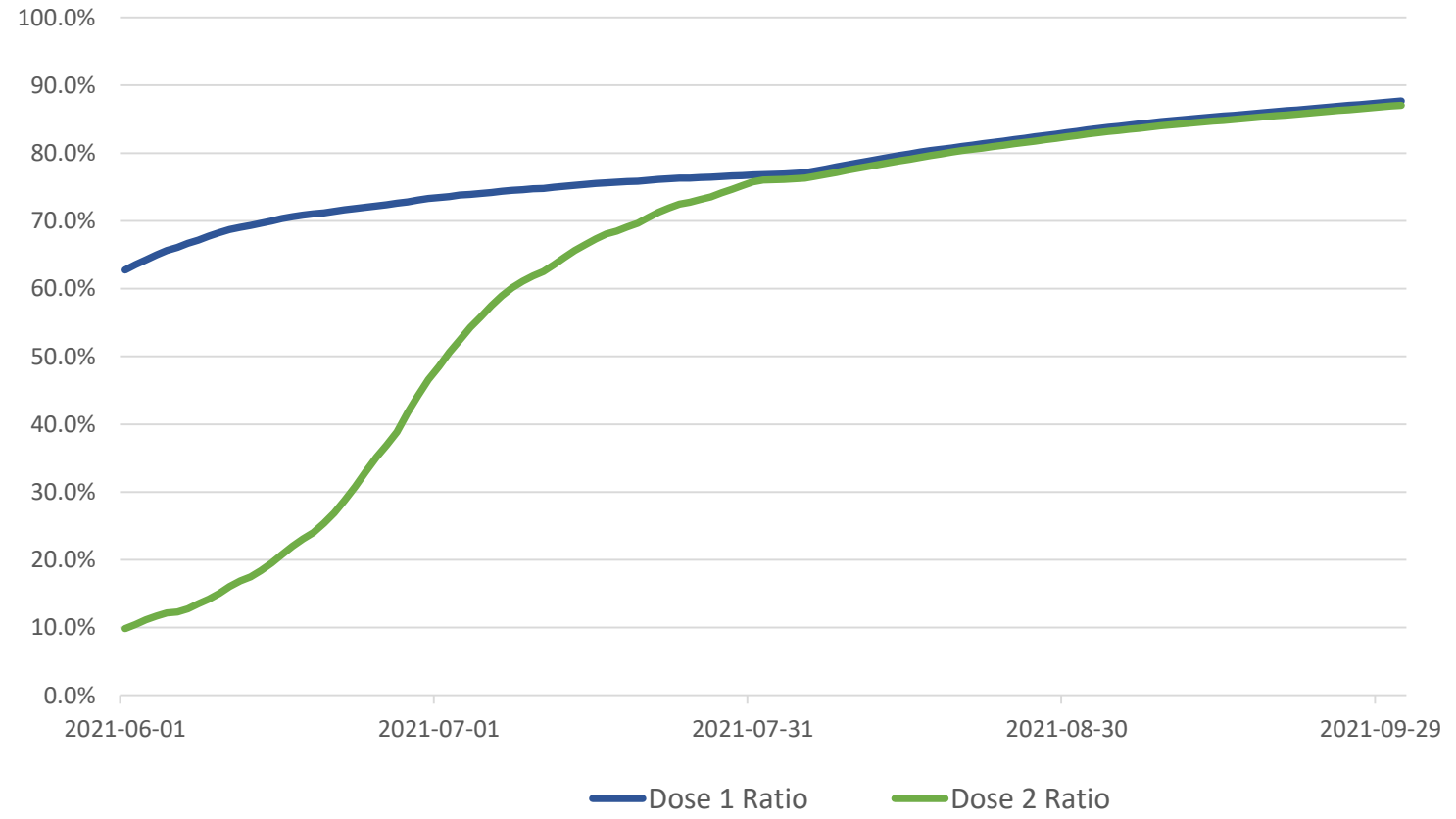
Projected as of Jun 24

* Distributed Channel and First Nation Partners

Three Holiday Milestones



Holiday Milestones	Dose 1 Target	Dose 2 Target	Status
Canada Day	70%	25%	Completed
Terry Fox Day	75%	50%	On track (Subject to supply changes)
Labour Day	80%	75%	On track (Subject to supply changes)



Projected as of June 23



CURRENT WORKFORCE



4,250
STAFF

2,786	Immunizers
54	Clinic Managers
60	Clinical Leads
1,300	Navigators
50	Observers

As of June 22 2021